

Name: _____

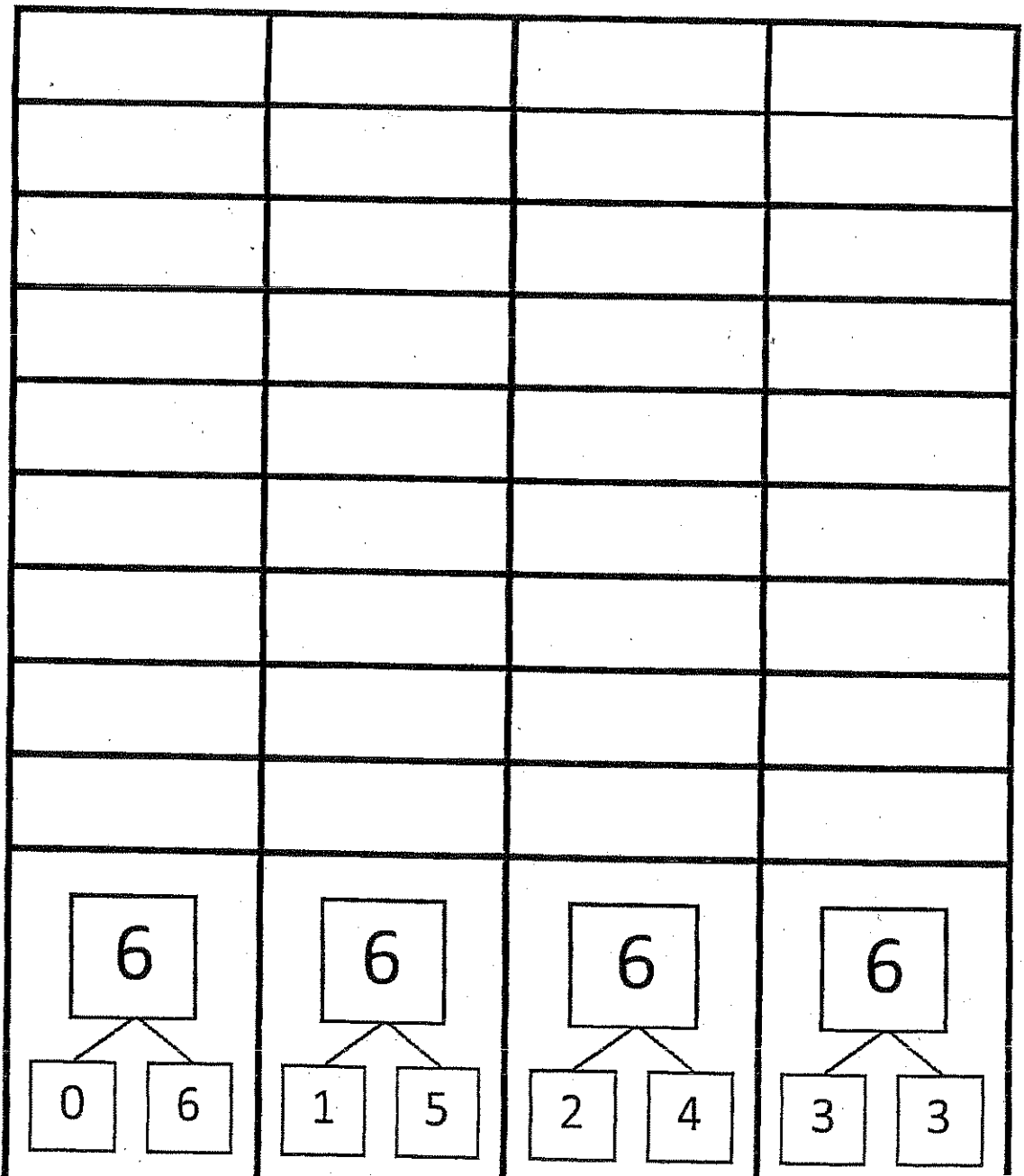
First Grade Weekly Math Homework

Due: 10-24-14

Shake Those Disks

The shaker shakes the 2 sided disks (pennies) and tosses them on the table. The recorder then records the roll on the graph. Take turns.

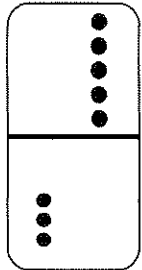
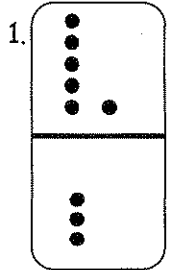
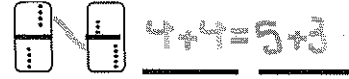
Shake Those Disks! - 6

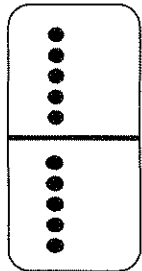
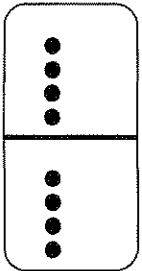



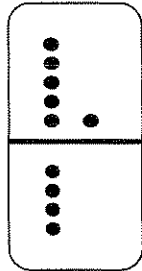
Name _____

Date _____





Match the equal dominoes then write true number sentences.








Find the expressions that are equal. Use the equal expressions to write true number sentences.



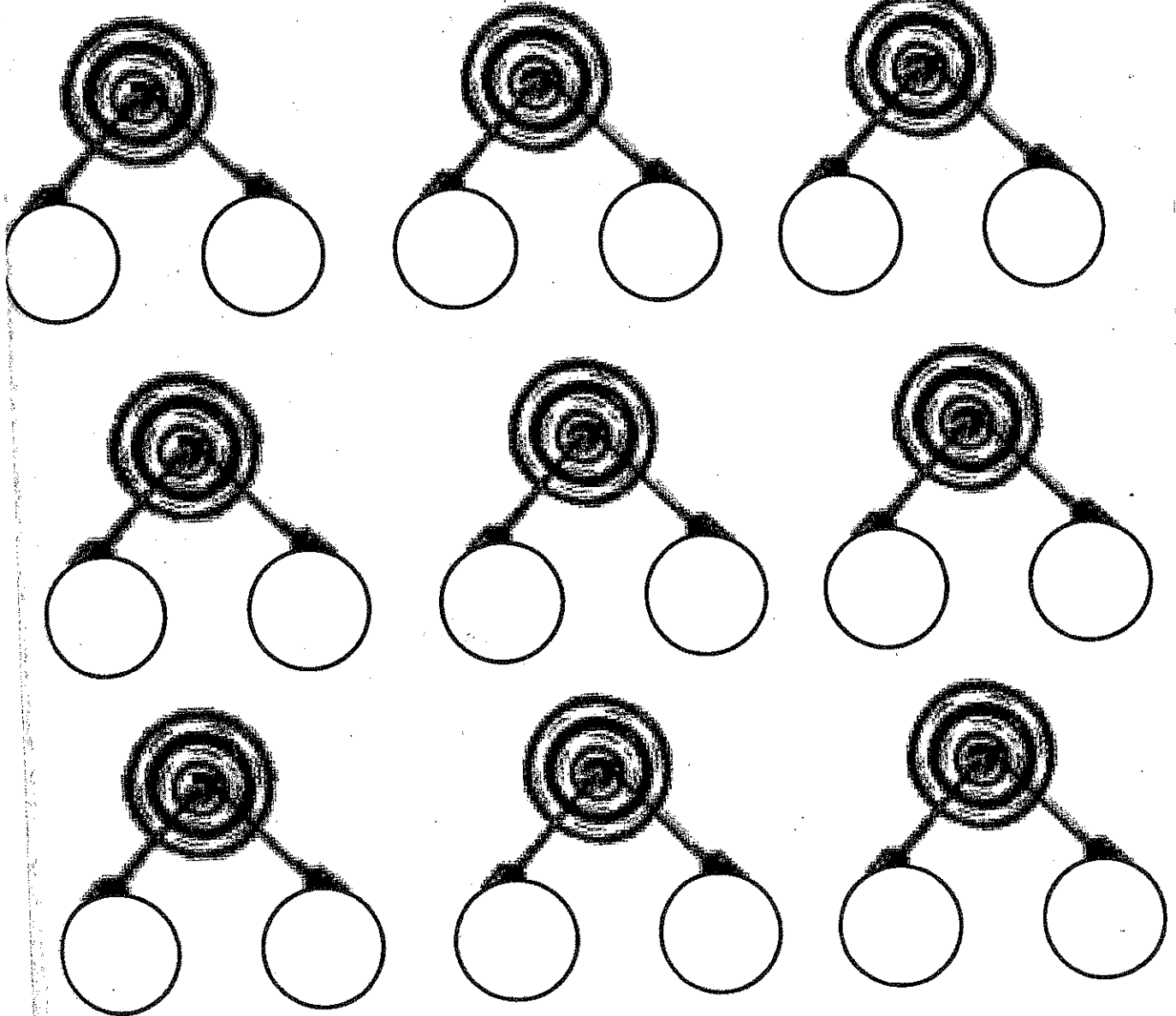
2.

3.

Target Practice



Directions: Choose a *target number* between 6 and 10 and write it in the middle of the circle on the top of the page. Roll a die. Write the number rolled in the circle at the end of one of the arrows. Then, make a bull's-eye by writing the number needed to make your target in the other circle.



Fluency Practice

Count and write the number.

1	1 + 1 ● ●		16	4 + 2 ● ●	
2	2 + 2 ● ● ● ●		17	3 + 2 ● ●	
3	3 + 2 ● ● ● ● ●		18	5 + 2 ● ●	
4	2 + 2 ● ● ● ●		19	7 + 2 ● ●	
5	2 + 1 ● ● ●		20	7 + 3 ● ● ●	
6	3 + 1 ● ● ● ●		21	6 + 3 ● ● ●	
7	3 + 2 ● ● ● ● ●		22	6 + 2 ● ●	
8	3 + 2 ● ●		23	6 + 2	
9	2 + 2 ● ●		24	5 + 2	
10	4 + 2 ● ●		25	7 + 2	
11	1 + 2 ● ●		26	6 + 2	
12	2 + 1 ●		27	2 + 6	
13	3 + 1 ●		28	2 + 7	
14	5 + 1 ●		29	3 + 7	
15	7 + 1 ●		30	4 + 7	